
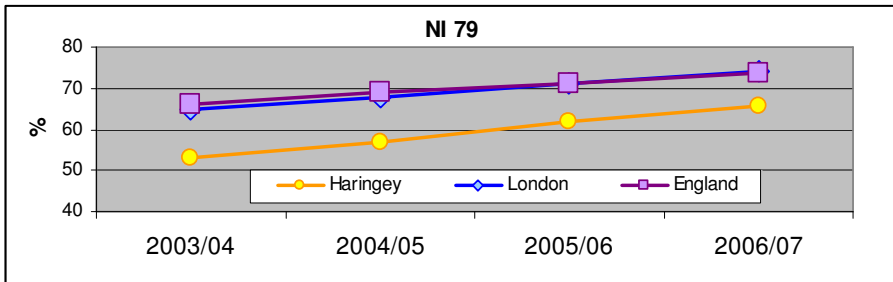


Quarterly Performance Review - 2008/09						Quarter 3																				
Outcome 1 – Be Healthy			Outcome 2 – Stay Safe																							
Outcome 3 – Enjoy and Achieve			Outcome 4 – Making a Positive Contribution																							
Outcome 5 – Achieve Economic Well-being																										
Note: Education targets are those for academic year 2007/08 i.e. for exams & KS results summer 2008.																										
07/08	08/09	Quarter 1	Quarter 2	Quarter 3	Quarter 4	YTD Progress																				
Children and Young People																										
	NI 51	Effectiveness of child and adolescent mental health (CAMHS) services				LAA																				
	<i>Target</i>	13				Lead																				
	<i>Comment</i>	Four elements of CAMHS (learning difficulties, 24 hour cover urgent mental health, services for 16 and 17 year olds, early identification and intervention) are scored on a scale of 1-4, maximum overall score is 16.				→																				
		Green	Green	Green		Green																				
	13	13	13	13		13																				
	NI 56	Obesity among primary school age children in Year 6				LAA																				
	<i>Target</i>	24%				Lead																				
	<i>Comment</i>	Provisional figures for 2007/08 outturn suggest a 90% coverage and obesity rates of 10.6% for reception year and 24% for year 6. This is annually collected.																								
	new target		Green	Green		Green																				
			24.0%	23.0%		23.0%																				
	<i>SN = 79</i>	NI 60 Core assessments for children's social care that were carried out within 35				LAA																				
	<i>Target</i>	86%				Lead																				
	<i>Comment</i>	This data will be subject to validation and change. Resolving this will form part of the Joint Area Review action plan.				↑																				
		Green	Amber	Green		Green																				
	84.0%	85.0%	74.0%	88.0%		87.0%																				
	NI 112	Under 18 conception rate				LAA																				
	<i>Target</i>	59 per 1000				Lead																				
	<i>Comment</i>	Data is provided from ONS and relates to conceptions in a certain period but is not collated until the birth therefore the 9 months + 3 months to analyse data time lag. Therefore we get conceptions for a certain time period 1 year after the conception. We are taking local action to develop a 'real time' data collection system, supported by the Government Office for London.																								
		<table border="1"> <caption>Under 18 Conception Rate Data</caption> <thead> <tr> <th>Year</th> <th>England and Wales</th> <th>London</th> <th>Haringey</th> </tr> </thead> <tbody> <tr> <td>2003</td> <td>43.0</td> <td>52.0</td> <td>72.0</td> </tr> <tr> <td>2004</td> <td>42.0</td> <td>50.0</td> <td>70.0</td> </tr> <tr> <td>2005</td> <td>42.0</td> <td>47.0</td> <td>64.0</td> </tr> <tr> <td>2006</td> <td>42.0</td> <td>46.0</td> <td>64.0</td> </tr> </tbody> </table>				Year	England and Wales	London	Haringey	2003	43.0	52.0	72.0	2004	42.0	50.0	70.0	2005	42.0	47.0	64.0	2006	42.0	46.0	64.0	
Year	England and Wales	London	Haringey																							
2003	43.0	52.0	72.0																							
2004	42.0	50.0	70.0																							
2005	42.0	47.0	64.0																							
2006	42.0	46.0	64.0																							
	62.5% (2007 quarter 1)	Amber	Red	Red		Red																				
		62.5	82.6	66.3%		66.3%																				
	NI 113	Prevalence of Chlamydia in under 20 year olds				LAA																				
	<i>Target</i>	15% screened or tested				Lead																				






07/08	08/09	Quarter 1	Quarter 2	Quarter 3	Quarter 4	YTD Progress
	<p>Comment This figure is cumulative. The target is to screen 15% of the population aged 15 to 24. In Q1 there were 260 and Q2 354 suggesting that 2.1% of that population has been screened. In quarter three there were 734 screens An action plan is in place to address performance in this area.</p>					
3.3 (3rd quarter 07/08)%		Red 1.5%	Red 3.3%	Red 2.0%		Red 2.0%
	<p>NI 116 Proportion of children in poverty <i>Target</i> 34.5%</p>					LAA Lead
36.4 (06/07 provisional)%	<p>Comment New indicator monitored annually</p>					
<i>Stretch</i>	<p>NI 117 16 to 18 year olds who are not in education, training or employment (NEET) <i>Target</i> 11%</p>					LAA Lead
10.4%	<p>Comment December's figure relates to November performance. No YTD figure available.</p>	Green 8.4%	Green 9.5%	Green 6.7%		
	<p>NI 126 Early access for women to maternity services <i>Target</i> 50%</p>					LAA Lead
TBC	<p>Comment New indicator, discussions taking place for collecting this data. Annual collection. Government proposes to use DH Local Delivery Plan return to collect data in first year. Figures shown here are approximate</p>	Green 61.3%	Green 67.0%			Green 67.0%
<i>Stretch target</i>	<p>NI 79 Achievement of a Level 2 qualification by the age of 19 <i>Target</i> 68% (target for 07/08 academic year)</p>					LAA Lead
66.0%	<p>Comment Annual collection. Data collected from number of different sources and published in DCSF statistical first release in February</p> <div style="text-align: center;">  <p>NI 79</p> <p>%</p> <p>2003/04 2004/05 2005/06 2006/07</p> <p>—○— Haringey —◇— London —□— England</p> </div>					
<i>Stretch target</i>	<p>Number of schools achieving healthy schools status <i>Target</i> 75%</p>					LAA Local Lead
66.0%	<p>Comment Current position equates to 55 schools including the PRU. Next round of schools undertaking self validation is mid first term.</p>	Green 68.0%	Amber 69.0%	Green 76.0%		Green 76.0%
	<p>NI 53 Prevalence of breastfeeding at 6-8 weeks from birth <i>Target</i> 1) 50% of infants being breastfed at 6-8 weeks 2) 85% of infants for whom breastfeeding is recorded</p>					LAA Local Lead

07/08	08/09	Quarter 1	Quarter 2	Quarter 3	Quarter 4	YTD Progress
	<p>Comment New indicator. Government guidance suggests target will be measured by Q4 performance. Until 6-9 week data on breastfeeding maintenance is available, breast feeding initiation data is provided below as a proxy. 1) Breast feeding initiated 2) Breast feeding not initiated 3) Not known. Quarter 3 data for (1) initiation not available as NHS report not due till end of January. Data collection currently at 22.9%. Good progress had been made on the previous target for actual breastfeeding initiation, and we expect this to be reflected in rates for maintenance. Recovery plan is in place to meet target for collection of breastfeeding maintenance data:</p> <ul style="list-style-type: none"> - GP practice compliance with new systems improved between September to December - Additional primary care facilitation resources have been commissioned to support practices. - All practices to be visited by end of February, with action plans put in place to ensure target is met and performance is sustained into 09/10. - Primary care performance management arrangements have been strengthened and will be used to support implementation - Progress will be monitored weekly 					
90.4%		Green	Green			
		1) 90.6 2) 7.8 3) 1.6%	1) 90.2. 2) 7.8 3) 2.0			
	<p>Target Increase in the % of children immunised by 2nd birthday (MMR) 80%</p>					LAA Local Lead
	<p>Comment Low confidence in 07/08 figures due to child health information system issues. Whilst ongoing problems are being experienced with the CHIS, an audit of immunisation uptake has been carried out across all GP practices, and a catch up campaign is being implemented. Data is being cleaned and COVER data is expected by Q4. Training has been implemented for Children's Centre staff to help promote immunisation and question and answer sessions are being arranged for parents.</p>					
82% 06/07, 55% 07/08					Data expected Q4	
	<p>NI 198 Children travelling to school – mode of travel usually used Target Primary 19.5%, Secondary 4.8%</p>					LAA Local Lead
	<p>Comment Annual collection</p>					
Primary 20.8% Secondary 4.85%						
	<p>NI 175 Access to services and facilities by public transport, walking and cycling Target Baseline and Targets will be set as part of year 1 refresh</p>					LAA Cross Cutting
	<p>Comment TfL is developing a definition for this NI within Greater London, to be finalised with the Department for Transport. DfT will inform Government Office London and boroughs individually when this definition has been agreed.</p>					
	<p>NI 35 Building resilience to violent extremism Target The 2008/09 target is level 2. This is an average of the following criteria; Understanding of, and engagement with, Muslim communities, Knowledge and understanding of the Preventing Violent Extremism agenda, Effective development of an action plan to build the resilience of communities and support vulnerable individuals and Effective oversight, delivery and evaluation of projects and actions</p>					LAA Cross Cutting

07/08	08/09	Quarter 1	Quarter 2	Quarter 3	Quarter 4	YTD Progress
	<p>Comment Plans are on target. Government guidance has been slower than expected, however an officer's steering group is in place. Community organisations are commissioned to deliver engagement for women and youth and further education and capacity building. A consultation is planned for qtr 3 and the action plan will be in first draft early in qtr 4.</p>					
Baseline = 1		Amber 1	Amber 1			
	<p>NI 111 First time entrants to the Youth Justice System aged 10 – 17 Target Direction of travel compared to same quarter last year</p>					LAA Cross Cutting
	<p>Comment Quarter 2 shows 15% fewer entrants to the YJS than for quarter 2 last year. The baseline is to be agreed by early December. The delay is due to data sourced from the Police National Computer (PNC) not YOS.</p>					
Baseline 2006 = 450, 2007 = 373		Green -18.50%	Green -15.00%			
	<p>Target Victim Support services for children and young people 10% increase. The direction of travel for Victim Support outcomes is good. However, the original baseline given for engagement with young people was incorrect. VS is now under new management and contractual arrangements for the delivery of work linked to the ABG are being amalgamated and updated, an updated business case drafted and the target reviewed as part of the LAA refresh.</p>					LAA Cross Cutting
	<p>Comment Measurement of this indicator will be developed over this year. Lead Board Safer Communities</p>					
Baseline 1403 (07/08)						
	<p>NI 8 Adult participation in sport Target 22.9% without and 26.9% with stretch</p>					LAA Cross Cutting
	<p>Comment Annual survey; this indicator has missed target but Sport England have not reported a statistically significant drop. Cabinet received and approved the Sports & Physical Activity Improvement Plan 'Hariactive' in September 2008, outlining a number of existing & planned improvement projects. The Whole 'Hariactive' campaign will be launched in May/June 2009. The 2009/10 (October - September) Active People Survey will inform the LAA target performance assessment.</p>					
22.9% (05/06)						20.2%
	<p>NI 123 Stop Smoking Target 1008 per 100,000. 1887 smoking quitters (Q1 50, Q2 302, Q3 591, Q4 944)</p>					LAA Cross Cutting
	<p>Comment The target is profiled with 50% of quitters in expected in Q4. Lead Board Well Being</p>					↑ Green
1872 4 week quitters 0607 (not per 100,000)		Green 184	Green 352			Green 536
	<p>NI 135 Carers receiving needs assessment or review and a specific carer's service, or advice and information Target 14.22%</p>					LAA Cross Cutting
	<p>Comment Lead Board Well Being</p>					↑ Green
14.2%		Green 21.0%	Green 23.0%	Green 21%		Green 21.0%
	<p>NI 1 % of people who believe people from different backgrounds get on well together in their local area Target 81%</p>					LAA Cross cutting
	<p>Comment This will be measured by the Place Survey in September 2008 and results will be published in February 2009.</p>					

	07/08	08/09	Quarter 1	Quarter 2	Quarter 3	Quarter 4	YTD Progress															
	78.0%																					
		NI 4	% of people who feel that they can influence decisions in their locality				LAA Cross cutting															
		<i>Target</i>	43%																			
		<i>Comment</i>	This will be measured by the Place Survey in September 2008																			
	41.0%																					
		NI 6	Participation in regular volunteering				LAA Cross cutting															
		<i>Target</i>	This will be measured by the Place Survey. Target and baseline deferred until 2009, when a statistically significant improvement will be agreed as part of year 1 refresh																			
		<i>Comment</i>	The citizenship survey has been released with national level statistics. Below are the headline figures for the volunteering question																			
		<p>Participation in volunteering - England</p> <table border="1"> <thead> <tr> <th>Year</th> <th>All adults (%)</th> <th>Group at risk of social exclusion (%)</th> </tr> </thead> <tbody> <tr> <td>2001</td> <td>47</td> <td>41</td> </tr> <tr> <td>2003</td> <td>50</td> <td>44</td> </tr> <tr> <td>2005</td> <td>50</td> <td>43</td> </tr> <tr> <td>Apr - Dec 2007</td> <td>47</td> <td>41</td> </tr> </tbody> </table>					Year	All adults (%)	Group at risk of social exclusion (%)	2001	47	41	2003	50	44	2005	50	43	Apr - Dec 2007	47	41	
Year	All adults (%)	Group at risk of social exclusion (%)																				
2001	47	41																				
2003	50	44																				
2005	50	43																				
Apr - Dec 2007	47	41																				
		NI 7	Environment for a thriving third sector				LAA Cross cutting															
		<i>Target</i>	Baseline not available, to be set with targets as part of year 1 refresh																			
		<i>Comment</i>																				
		NI 140	Fair treatment by local services				LAA Cross cutting															
		<i>Target</i>	71%																			
		<i>Comment</i>	Measured by the Place Survey in September 2008. Results will be available in February 2009																			
		NI 72	Achievement of at least 78 points across the Early Years Foundation Stage with at least 6 in each of the scales in Personal Social and Emotional Development and Communication, Language and Literacy				DCSF Mandatory															
		<i>Target</i>	46.1% (target for 07/08 academic year)																			
		<i>Comment</i>	This is an improving trend. The target was very challenging.				↑															
	41.2%			Red	Amber		Amber															
				43.0%	43.0%		43.0%															
		NI 73	Achievement at level 4 or above in both English and Maths at Key Stage 2 (Threshold)				DCSF Mandatory															
		<i>Target</i>	70% (target for 07/08 academic year)																			
		<i>Comment</i>	Final validated outcome not available until April 2009. We are working with the support of the National Strategies in implementing programmes in our schools to raise the attainment of our pupils. These programmes are particularly focussed on ethnic minority groups and children who live in the more deprived areas of Haringey who are attaining levels below the Haringey average.				→															
	67.0%			Red	Red		Red															
				65.0%	63.0%		63.0%															
		NI 74	Achievement at level 5 or above in both English and Maths at Key Stage 3 (Threshold)				DCSF Mandatory															
		<i>Target</i>	61% (target for 07/08 academic year)																			

07/08	08/09	Quarter 1	Quarter 2	Quarter 3	Quarter 4	YTD Progress
	Comment					
58.0%			Green 62.0%	Green 62.0%		Green 62.0%
	NI 75 Achievement of 5 or more A*-C grades at GCSE or equivalent including English and Maths (Threshold) <i>Target</i> 44% (target for 07/08 academic year)					DCSF Mandatory
	Comment This is a strong positive trend that is increasing at twice the national rate since 2002					
37.0%			Amber 42.0%	Amber 42.0%		Amber 42.0%
	NI 83 Achievement at level 5 or above in Science at Key Stage 3 <i>Target</i> 65% (target for 07/08 academic year)					DCSF Mandatory
	Comment This indicator is being removed from national set and will not be published at local authority level for academic year 2007/08.					
61.0%			Red 60.0%	Red 61.0%		Red 61.0%
	NI 87 Secondary school persistent absence rate <i>Target</i> 7% (target for 07/08 academic year)					DCSF Mandatory
	Comment This is provisional data from DCSF.					
7.0%			Green 6.4%			Green 6.3%
	NI 92 Narrowing the gap between the lowest achieving 20% in the Early Years Foundation Stage Profile <i>Target</i> 34.5% (target for 07/08 academic year)					DCSF Mandatory
	Comment Gap has been reduced by 0.8% from last year. This is a very challenging target.					
38.9%			Red 38.1%	Amber 38.1%		Amber 38.1%
	NI 93 Progression by 2 levels in English between Key Stage 1 and Key Stage 2 <i>Target</i> 85.5% (target for 07/08 academic year)					DCSF Mandatory
	Comment Final validated outcome not available until April 2009. We are working with the support of the National Strategies in implementing programmes in our schools to ensure that more pupils make appropriate levels of progress. Our analysis indicates which groups of children and in which schools are not making as good progress as national expectations.					
84.8%			Red 81.0%	Red 81.0%		Red 81.0%
	NI 94 Progression by 2 levels in Maths between Key Stage 1 and Key Stage 2 <i>Target</i> 78% (target for 07/08 academic year)					DCSF Mandatory
	Comment Final validated outcome not available until April 2009. We are working with the support of the National Strategies in implementing programmes in our schools to ensure that more pupils make appropriate levels of progress. Our analysis indicates which groups of children and in which schools are not making as good progress as national expectations.					
75.0%			Red 73.0%	Red 73.0%		Red 73.0%
	NI 95 Progression by 2 levels in English between Key Stage 2 and Key Stage 3 <i>Target</i> 38% (target for 07/08 academic year)					DCSF Mandatory

07/08	08/09	Quarter 1	Quarter 2	Quarter 3	Quarter 4	YTD Progress
	Comment	Data supplied has proved too incomplete to use. See comments for NI 93				
36.0%						
	NI 96	Progression by 2 levels in Maths between Key Stage 2 and Key Stage 3				DCSF Mandatory
	<i>Target</i>	57% (target for 07/08 academic year)				
	Comment	Data supplied has proved too incomplete to use. See comments for NI 93				
55.0%						
	NI 97	Progression by 2 levels in English between Key Stage 3 and Key Stage 4				DCSF Mandatory
	<i>Target</i>	59.5% (target for 07/08 academic year)				
	Comment	Provisional data				
55.5%			Green	Green		Green
			69.0%	69.0%		69.0%
	NI 98	Progression by 2 levels in Maths between Key Stage 3 and Key Stage 4				DCSF Mandatory
	<i>Target</i>	38.5% (target for 07/08 academic year)				
	Comment	Provisional data				
36.4%			Green	Green		Green
			42.0%	42.0%		42.0%
	NI 99	Children in care reaching level 4 in English at Key Stage 2				DCSF Mandatory
	<i>Target</i>	62% (target for 07/08 academic year)				
	Comment	Number of children in care for this indicator in 2008 was 18. The small number makes this indicator particularly susceptible to variations in the cohort. Five children had statements of special educational needs. Haringey's performance in 2008 is still above the the national for 2007.				
52.0%			Amber	Red		Red
			61.0%	58.0%		58.0%
	NI 100	Children in care reaching level 4 in Maths at Key Stage 2				DCSF Mandatory
	<i>Target</i>	62% (target for 07/08 academic year)				
	Comment					
43.0%			Green	Green		Green
			72.0%	63.0%		63.0%
	NI 101	Children in care achieving 5 A*-C GCSEs (or equivalent) at Key Stage 4 (including English and Maths)				DCSF Mandatory
	<i>Target</i>	11% (target for 07/08 academic year)				
	Comment					
13.0%			Green	Green		Green
			17.5%	17.5%		17.5%

